

Product Analytics with Marketing Automation Playbook

A Step-by-Step Guide to how marketing automation can help you?



What is Product Analytics?

Product analytics is the process of collecting, analyzing, and interpreting data about how users interact with a product or service.

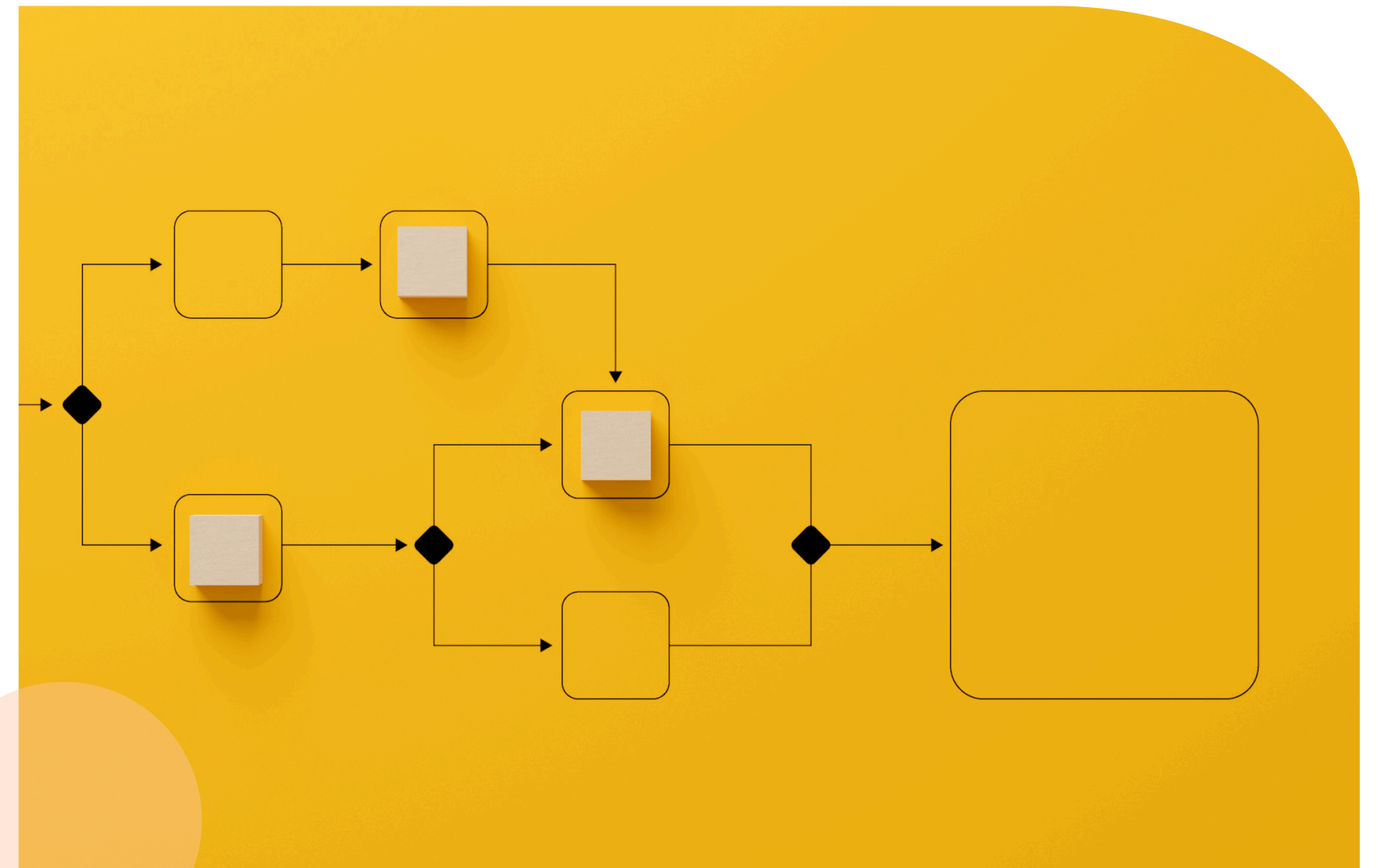
It involves tracking user behaviour, measuring key performance indicators (KPIs), and using insights to improve the product experience.



What is Product Analytics Marketing Automation?


Product Analytics Marketing Automation is the synergistic combination of understanding user behaviour through product analytics and leveraging that data to automate targeted marketing campaigns.

Essentially, it's about using data-driven insights from product usage to create personalized marketing experiences.



A Comprehensive Framework

for Product Analysis so you can deliver what your customer wants.



- Step 1** Define Your Analysis Goals
- Step 2** Identify Key Performance Indicators (KPIs)
- Step 3** Data Collection
- Step 4** Data Analysis
- Step 5** User Behavior Analysis
- Step 6** Opportunities & Action Plan

Define Your Analysis Goals

Before diving into data, clearly articulate the objectives of your product analysis. This will guide your data collection and analysis process. Some common goals include:

- Identify product strengths and weaknesses
- Understand user behavior and preferences
- Measure product performance against competitors
- Discover opportunities for product improvement
- Evaluate the impact of product features or changes



Identify Key Performance Indicators (KPIs)



User Acquisition



User Engagement



User Retention



Product Performance



Customer Satisfaction

User Acquisition

Customer acquisition cost (CAC)	User acquisition channels	Conversion rates
---------------------------------	---------------------------	------------------

User Engagement

Active users	Daily/weekly/monthly active users	Average Session time
Page views per session	Bounce rate	

User Retention

Churn rate

Customer lifetime value (CLTV)

Retention rate

Product Performance

Revenue per user

Average order value (AOV)

Conversion rate

Product adoption rate

Feature usage

Customer Satisfaction

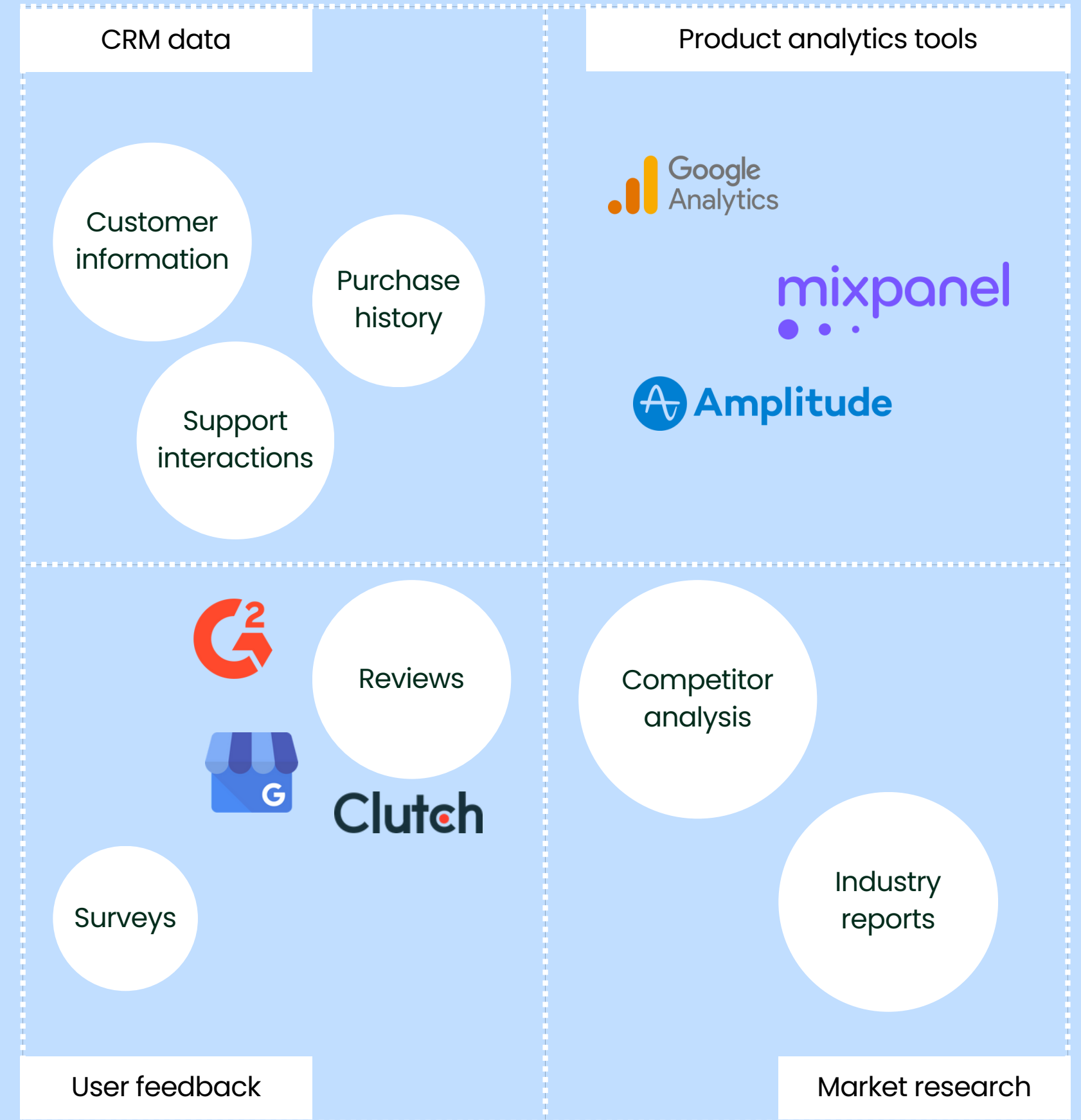

Customer satisfaction score (CSAT)

Net promoter score (NPS)

User feedback

Data Collection

Gather relevant data from various sources to ensure data accuracy, consistency, and completeness.



Data Analysis

Once you have collected the necessary data, perform in-depth analysis to uncover insights:



Descriptive analysis

Summarize data using mean, median, mode, and standard deviation metrics.

Diagnostic analysis

Explore the causes of performance variations.

Predictive analysis

Forecast future trends and outcomes.

Prescriptive analysis

Recommend actions based on analysis findings.

User Behavior Analysis

Understand how users interact with your product:

User journey mapping

Visualize the steps users take to achieve goals.

Funnel analysis

Identify bottlenecks and drop-off points in the conversion process.

Cohort analysis

Analyze user behavior based on specific groups (e.g., acquisition channel, signup date).

A/B testing

Experiment with different product variations to measure impact.

Opportunities & Action Plan


Based on your analysis, prioritize opportunities for improvement:

- Product enhancements: Identify features to add or improve.
- Marketing strategies: Develop targeted campaigns to increase user acquisition and engagement.
- Customer support: Enhance customer support processes and resources.
- Pricing optimization: Evaluate pricing strategies and adjust as needed.

Develop an Action Plan to monitor and iterate post execution

- Create a detailed action plan outlining the steps to implement recommended changes.
- Assign responsibilities, set deadlines, and establish key performance indicators to measure success.
- Product analysis is an ongoing process.
- Continuously monitor product performance, gather feedback, and refine your analysis to ensure long-term success.

Enhance Product Analysis with Marketing Automation



Product analysis becomes a dynamic and data-driven process when coupled with marketing automation's power. By leveraging automation tools, businesses can gather deeper insights into customer behaviour, product performance, and market trends, ultimately leading to more informed decision-making.

How Marketing Automation Enhances Product Analysis?



Marketing automation is a powerful tool that can significantly enhance product analysis by providing a wealth of data and automation capabilities.

Here's how:



Data Collection and Unification

Marketing automation platforms collect vast customer data, including website behaviour, email engagement, social media interactions, and purchase history. This data can be unified and analyzed to create a comprehensive customer profile.



Behavioral Analysis

By tracking user actions, marketing automation helps identify usage patterns, preferences, and pain points. This information can be used to optimize product features and user experience.



Product Performance Metrics

Marketing automation platforms provide detailed metrics on product performance, such as conversion rates, revenue generated, and customer lifetime value. These metrics can be used to measure product success and identify areas for improvement.

By analyzing historical data, marketing automation can predict customer behaviour and product trends, enabling proactive decision-making.



Customer Segmentation

Automation tools enable you to segment customers based on various criteria, such as demographics, behaviour, and purchase history. This segmentation allows for targeted product analysis and personalized recommendations.



A/B Testing and Optimization

Marketing automation platforms facilitate A/B testing of product features, allowing you to compare different versions and measure their impact on user behavior.



Attribution Modeling

Understanding the customer journey is crucial for product analysis. Marketing automation can help attribute conversions to different touchpoints, providing insights into the effectiveness of product features and marketing campaigns.

How to Incorporate Marketing Automation into Your Product Analysis Framework?



Integrate Data Sources

Ensure that your marketing automation platform is integrated with other data sources, such as CRM, e-commerce platforms, and analytics tools.



Define Key Metrics

Identify the key metrics that align with your product analysis goals and track them using marketing automation.



Create Custom Reports

Build custom reports to visualize product performance data and gain actionable insights.



Leverage Automation for Data Collection

Use automation to collect user feedback, conduct surveys, and gather additional data points.



Create Custom Reports


Continuously test and refine your product based on insights gained from marketing automation.

Driving Revenue Growth



The Impact of Marketing Automation on Revenue Growth Through Product Analysis





Marketing automation has proven to catalyze revenue growth when coupled with robust product analysis.

Here are some key facts - >



Integrate Data Sources

Ensure that your marketing automation platform is integrated with other data sources, such as CRM, e-commerce platforms, and analytics tools.



Define Key Metrics

Identify the key metrics that align with your product analysis goals and track them using marketing automation.



Create Custom Reports

Build custom reports to visualize product performance data and gain actionable insights.



Leverage Automation for Data Collection

Use automation to collect user feedback, conduct surveys, and gather additional data points.



Create Custom Reports

Continuously test and refine your product based on insights gained from marketing automation.

“Integrating product analytics data with my marketing automation system seems like a complex and time-consuming process.”



Overwhelmed by the complexities of product analytics and marketing automation?

Saffron Edge can help.
Our experts can assist
you in:



Data-driven decision making

Taking advantage of your product data to inform effective marketing strategies.



Tool selection and implementation

Choosing the right tools and ensuring seamless integration.

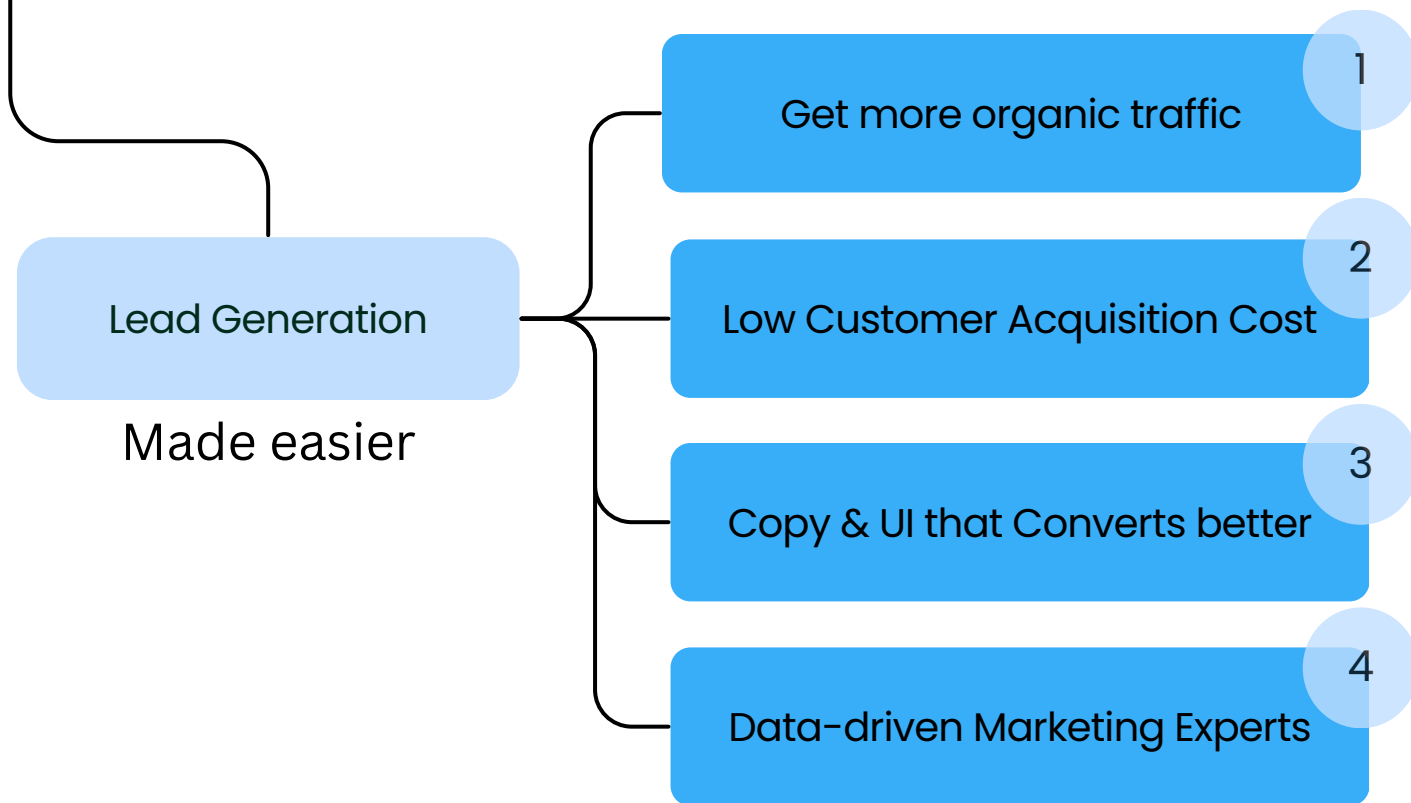


Personalized customer journeys

Creating tailored experiences that drive conversions and loyalty.

Why Saffron Edge?

A Marketing Strategy that actually works.



Let us *break through* your revenue barriers with our **data-driven** marketing experts.



Contact Us

Phone: +(888) 807-7242

Email: sabah.noor@saffronedge.com

Website: <https://www.saffronedge.com/>

Partner with Us

